



HOW TO DRAW

A GREAT WHITE SHARK

STEP 1:

Draw a banana shape.




STEP 2:

Add a curved triangle.




STEP 3:

Draw more triangles for fins and the tail.




STEP 4:

Define the mouth and underside, and add two more triangle fins.



STEP 5:

Add eye, teeth and five gill slits.



STEP 6:

Define the outline and add countershading (darker on top).

